

REVISIONS				
ECN	REV	DESCRIPTION	DATE	BY/APPVL
11507	00	INITIAL RELEASE	03-07-13	DJB/JA
11808	A	ADD WIRING DETAILS FOR SIGNAL SHIELDS	10-03-13	DJB/JLK
12261	B	UPDATE S3 FUNCTION TABLE FOR 7.3 SOFTWARE	06-25-14	DJB/JLK
12711	C	UPDATE CONTROLLER WIRING TO J4, SJ CABLE TO DC IN	05-08-15	DJB/JLK
13095	D	ADD TERMINAL BLOCK FOR 600W 12V LED LIGHT POWER, ADD WIRING FOR 12V LED LOOK-UP LIGHT.	02-15-16	DJB/JLK

**NOTES**

1. CUSTOMER CONNECTIONS

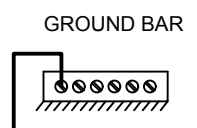
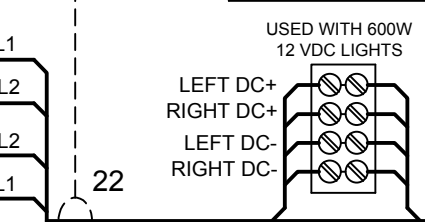
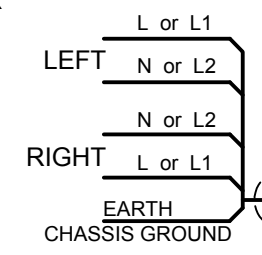
CONTROL LINES  
SEE WD-72312

"MAST ACTIVE" CONTACTS  
18/2 SJOOW OR EQUIV.  
SEE SW2-1

DC BOARD POWER  
12/2 SJOOW OR EQUIV.

LIGHT POWER

POWER IN



AWG	in-lbs.
14-10 CU	20
12-10 AL	20
(2)14, 12 CU	25
(2)12, 10 AL	25
8	25
6-4	35

BASE DIP SWITCH S2: MAIN FUNCTIONS

POS	OFF (OPEN)	ON (CLOSED)
1	J4 8,9 OPEN WHEN ACTIVE	J4 8,9 CLOSED WHEN ACTIVE
2	NFPA MODE	STANDARD
3	RCP	NO RCP
4	ROOF MOUNT	VERTICAL
5	UNUSED	UNUSED
6	NORMAL	DO NOT USE

BASE DIP SWITCH S3: EXTENDED FUNCTIONS

POS	OFF (OPEN)	ON (CLOSED)
1	NO D-TEC	D-TEC PRESENT
2	NO WELL COVER	WELL COVER
4	-	DEFAULT
8	-	+5 SEC. UP TO RCP ACTIVE
9	-	+10 SEC. UP TO RCP ACTIVE
3, 5-7, 10 - NOT USED		

MATERIAL	NSC VERT.DWG
FINISH	

UNLESS OTHERWISE SPECIFIED DIMENSIONS ARE IN INCHES  
TOLERANCES ON DECIMALS ANGLES  
0 = ± 1/2"  
00 = ±  
000 = ±  
FRACTIONS ±  
BREAK ALL SHARP CORNERS  
1/25" ON ALL MACHINED SURFACES

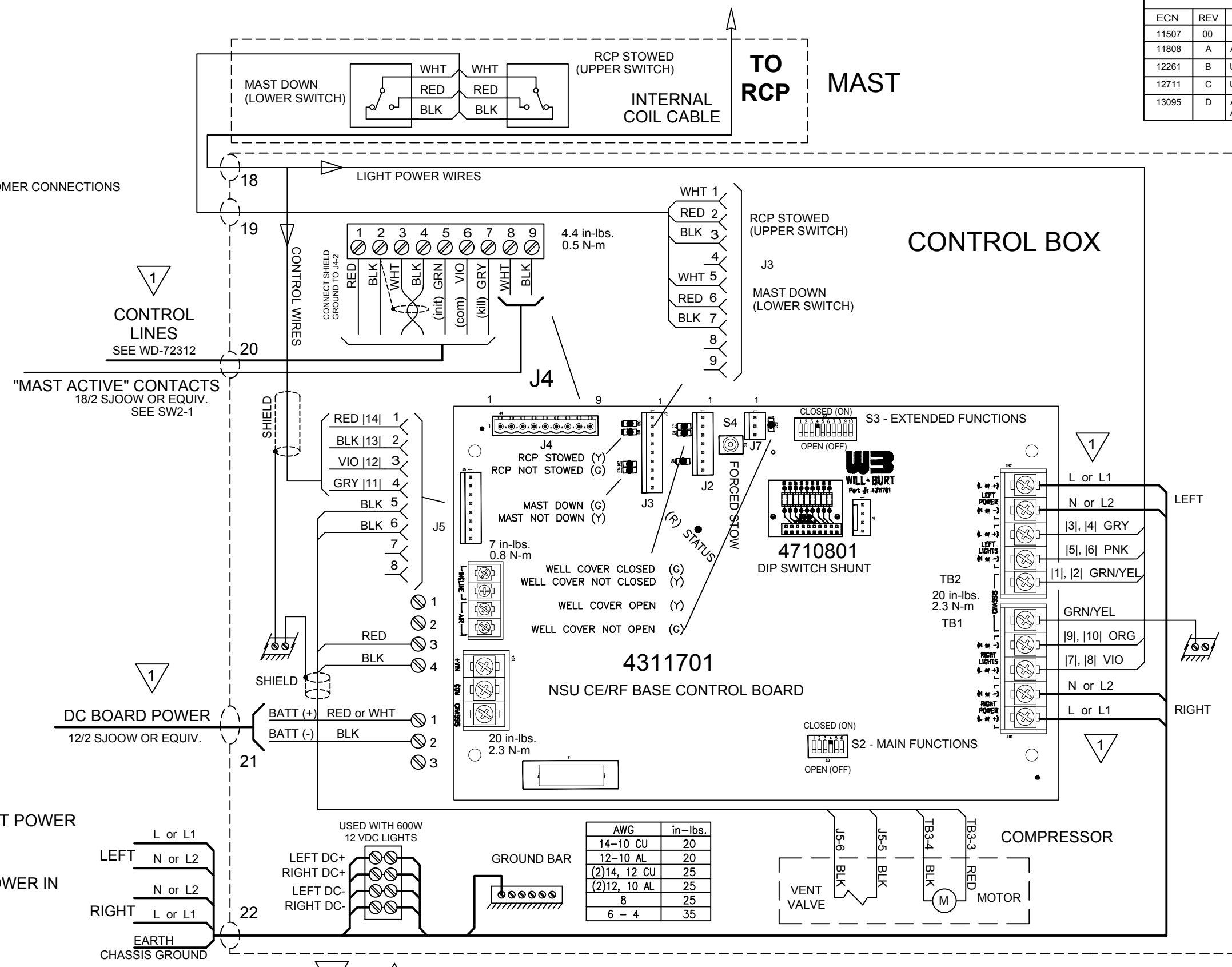
THIS DOCUMENT CONTAINS PROPRIETARY INFORMATION AND SHALL NOT BE USED OR REPRODUCED OR ITS CONTENTS DISCLOSED IN WHOLE OR IN PART, WITHOUT THE PRIOR WRITTEN CONSENT OF THE WILL-BURT COMPANY.  
FOR LOGISTICAL SUPPORT ONLY  
SIGNATURE DATE  
DR. BY DJB  
CK. BY  
APP. BY

**WILL-BURT** AN EMPLOYEE OWNED COMPANY  
ORRVILLE, OHIO

NSC CE VERTICAL BOTTOM MOUNT WITH 4311701-CE/RF CONTROL WIRING

SIZE **B** DWG. No. **WD-87040**

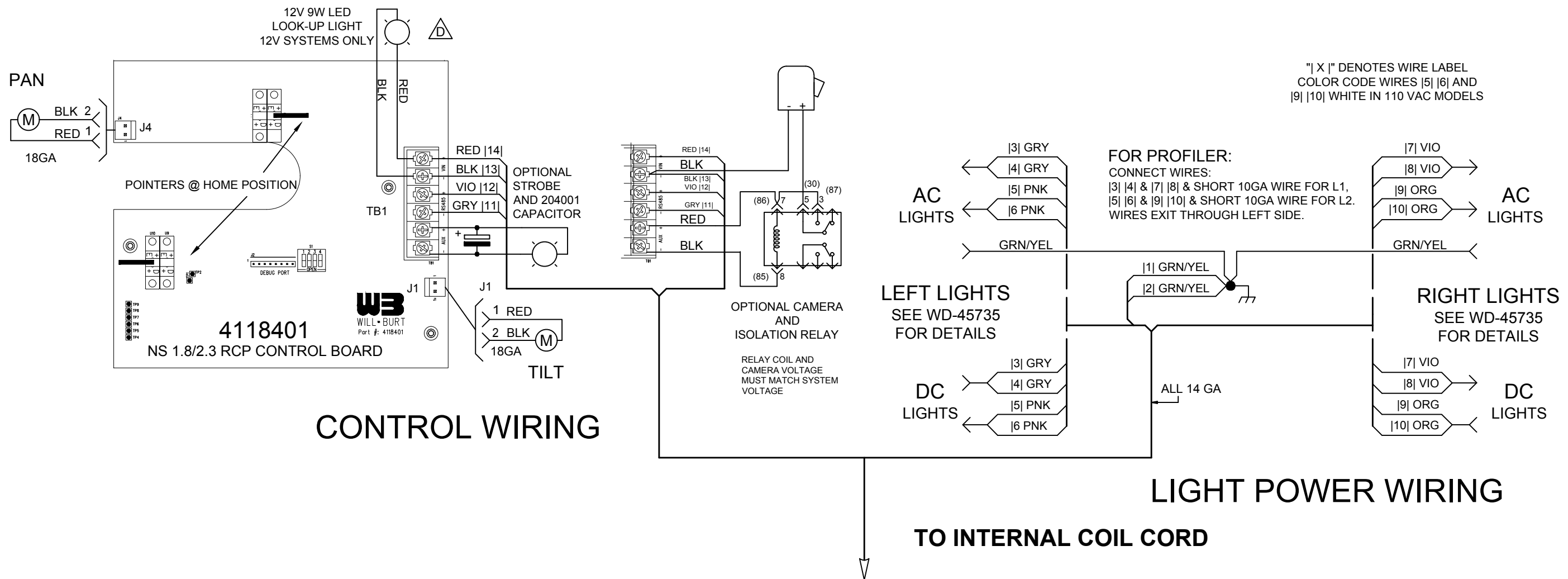
SCALE NTS SHEET 1 OF 2



REVISIONS				
ECN	REV	DESCRIPTION	DATE	BY/APPVL
11507	00	INITIAL RELEASE	03-07-13	DJB/JA
11808	A	ADD WIRING DETAILS FOR SIGNAL SHIELDS	10-03-13	DJB/JLK
12261	B	UPDATE S3 FUNCTION TABLE FOR 7.3 SOFTWARE	06-25-14	DJB/JLK
12711	C	UPDATE CONTROLLER WIRING TO J4, SJ CABLE TO DC IN	05-08-15	DJB/JLK
13095	D	ADD TERMINAL BLOCK FOR 600W 12V LEDS LIGHT POWER, ADD WIRING FOR 12V LED LOOK-UP LIGHT.	02-15-16	DJB/JLK

RCP DIP SWITCH S1

POS	OPEN	CLOSED
1	STOP ON FAULT	STOW ON FAULT
2	RCP	-
3	STOW WHILE LOWERING	STOW BEFORE LOWERING
4	UNUSED	UNUSED



MATERIAL NSC VERT.DWG	UNLESS OTHERWISE SPECIFIED DIMENSIONS ARE IN INCHES  TOLERANCES ON: DECIMALS: ANGLES 0 = ± 1/2" 00 = ± 000 = ±  FRACTIONS ±  BREAK ALL SHARP CORNERS 7/32" ON ALL MACHINED SURFACES	THIS DOCUMENT CONTAINS PROPRIETARY INFORMATION AND SHALL NOT BE USED OR REPRODUCED OR ITS CONTENTS DISCLOSED IN WHOLE OR IN PART, WITHOUT THE PRIOR WRITTEN CONSENT OF THE WILL-BURT COMPANY.  FOR LOGISTICAL SUPPORT ONLY	AN EMPLOYEE OWNED COMPANY ORRVILLE, OHIO  NSC CE VERTICAL BOTTOM MOUNT WITH 4311701-CE/RF CONTROL RCP WIRING  SIZE DWG. No. <b>B</b> WD-87040 SCALE NTS SHEET 2 OF 2
FINISH	SIGNATURE DR. BY DJB CK. BY - APP. BY -	DATE - -	